


# 51064HOM 51077HOM 51084HOM - Fosmon QSG


**Height:** 138.5mm

**Width:** 95mm

## Front




**Fosmon 4 Digit Combination Multi-Purpose Padlock**  
Quick Start Guide  
Scan the QR code to watch the video of setting a new combination



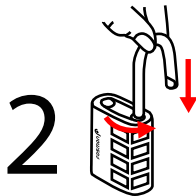
**Setting A New Combination** (The out-of-box combo is 0-0-0-0)

1




Enter current combo.  
Open lock  
and turn shackle  
90° counterclockwise.

2




Firmly press shackle  
down while turning  
shackle another  
90° counterclockwise.

3




Turn dials to your  
new combo. (e.g. 1234)

4



Firmly press shackle  
down while turning  
shackle back 90° clockwise.

5



Lift shackle up,  
and turn it to its  
original position.  
The new combo is set.

*To change your combination,  
please repeat step 1 to 5.*

## Back

### Limited Lifetime Warranty

This product includes a limited lifetime warranty. Please visit our Fosmon website for more details.

### Recycling the Product

To dispose of this product properly, please follow the recycling process regulated in your area.

### Follow Us On Social Media



[www.fosmon.com](http://www.fosmon.com)  
[support@fosmon.com](mailto:support@fosmon.com)  
© 2022 Fosmon Inc. All rights reserved.  
All trade names are registered trademarks of respective manufacturers listed.



### PLEASE DO NOT RETURN THIS PRODUCT

There are good days and bad days. If there is a problem with your product or you are unhappy with it,

**PLEASE GIVE US A CHANCE TO MAKE IT RIGHT.**

Email: [support@fosmon.com](mailto:support@fosmon.com)  
US Toll Free: 1-833-3-FOSMON  
(833-336-7666)  
Local / International: 1-612-435-7508